



ISASP Spring 2025 State Level Results

Domain
Performance
Percentages

2025 ISASP GRADE 3 STUDENT DOMAIN PERFORMANCE PERCENTAGES

■ Low ■ Middle ■ High

ELA - READING Domains

Key Ideas and Details



Craft and Structure



Integration of Knowledge and Ideas

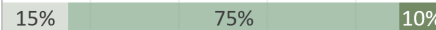


ELA - LANGUAGE/WRITING Domains

Research to Build and Present Knowledge



Production and Distribution of Writing



Text Types and Purposes



Conventions of Standard English / Knowledge of Language




Vocabulary Acquisition and Use



MATHEMATICS Domains

Operations and Algebraic Thinking



Number and Operations in Base Ten



Number and Operations - Fractions



Measurement and Data



Geometry



*Percentages may not add to 100 due to rounding

0% 20% 40% 60% 80% 100%

Average ELA - READING Scale Score

State: 408.2

of Students = 39,164

Average ELA - LANGUAGE/WRITING Scale Score

State: 414.7

of Students = 39,169

Average MATHEMATICS Scale Score

State: 412.4

of Students = 39,170

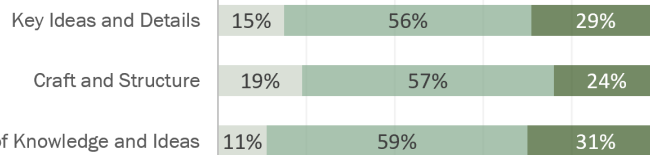
Domain Performance Percentages

■ Grade 3

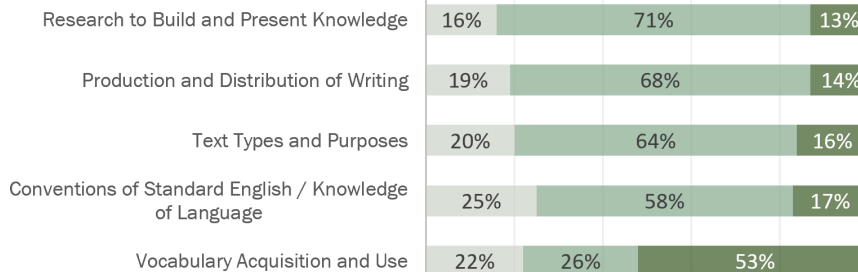
2025 ISASP GRADE 4 STUDENT DOMAIN PERFORMANCE PERCENTAGES

■ Low ■ Middle ■ High

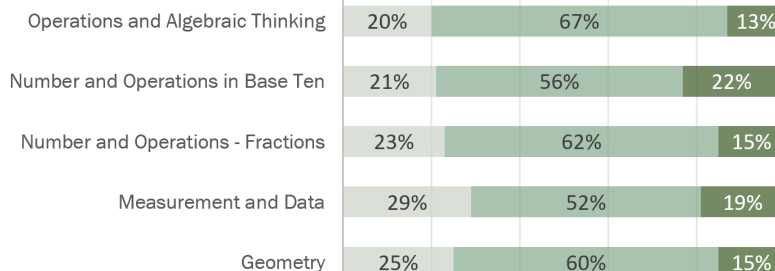
ELA - READING Domains



ELA - LANGUAGE/WRITING Domains



MATHEMATICS Domains



*Percentages may not add to 100 due to rounding

Average ELA - READING Scale Score

State: 436.4

of Students = 39,040

Average ELA - LANGUAGE/WRITING Scale Score

State: 441.9

of Students = 39,038

Average MATHEMATICS Scale Score

State: 435.8

of Students = 39,042

Domain Performance Percentages

■ Grade 4

2025 ISASP GRADE 5 STUDENT DOMAIN PERFORMANCE PERCENTAGES

■ Low ■ Middle ■ High

ELA - READING Domains

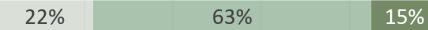
Key Ideas and Details



Craft and Structure

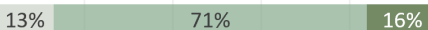


Integration of Knowledge and Ideas



ELA - LANGUAGE/WRITING Domains

Research to Build and Present Knowledge



Production and Distribution of Writing



Text Types and Purposes



Conventions of Standard English / Knowledge of Language

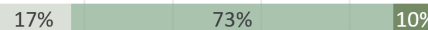


Vocabulary Acquisition and Use



MATHEMATICS Domains

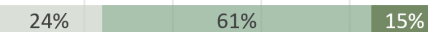
Operations and Algebraic Thinking



Number and Operations in Base Ten




Number and Operations - Fractions



Measurement and Data



Geometry



SCIENCE Domains

Life Science



Physical Science



Earth and Space Sciences



*Percentages may not add to 100 due to rounding

0% 20% 40% 60% 80% 100%

Average ELA - READING Scale Score

State: 460.1

of Students = 39,247

Average ELA - LANGUAGE/WRITING Scale Score

State: 456.1

of Students = 39,248

Average MATHEMATICS Scale Score

State: 454.5

of Students = 39,255

Average SCIENCE Scale Score

State: 462.7

of Students = 39,236

Domain Performance Percentages

■ Grade 5

2025 ISASP GRADE 6 STUDENT DOMAIN PERFORMANCE PERCENTAGES

■ Low ■ Middle ■ High

ELA - READING Domains

Key Ideas and Details



Craft and Structure

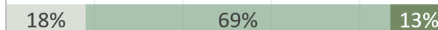


Integration of Knowledge and Ideas




ELA - LANGUAGE/WRITING Domains


Research to Build and Present Knowledge



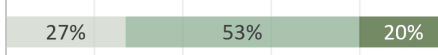
Production and Distribution of Writing



Text Types and Purposes



Conventions of Standard English / Knowledge of Language

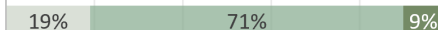


Vocabulary Acquisition and Use

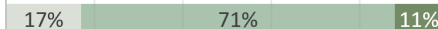


MATHEMATICS Domains

Ratios and Proportional Relationships



The Number System



Expressions and Equations



Statistics and Probability



Geometry



*Percentages may not add to 100 due to rounding

0% 20% 40% 60% 80% 100%

Average ELA - READING Scale Score

State: 487.3

of Students = 38,899

Average ELA - LANGUAGE/WRITING Scale Score

State: 479.5

of Students = 38,895

Average MATHEMATICS Scale Score

State: 480.0

of Students = 38,901

Domain Performance Percentages

■ Grade 6

2025 ISASP GRADE 7 STUDENT DOMAIN PERFORMANCE PERCENTAGES

■ Low ■ Middle ■ High

ELA - READING Domains

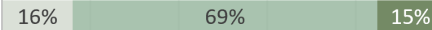
Key Ideas and Details



Craft and Structure



Integration of Knowledge and Ideas

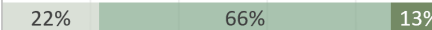


ELA - LANGUAGE/WRITING Domains

Research to Build and Present Knowledge



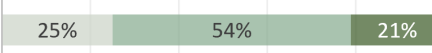
Production and Distribution of Writing



Text Types and Purposes



Conventions of Standard English / Knowledge of Language



Vocabulary Acquisition and Use

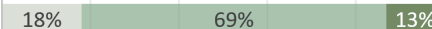


MATHEMATICS Domains

Ratios and Proportional Relationships



The Number System



Expressions and Equations



Statistics and Probability



Geometry



*Percentages may not add to 100 due to rounding

0% 20% 40% 60% 80% 100%

Average ELA - READING Scale Score

State: 509.5

of Students = 38,580

Average ELA - LANGUAGE/WRITING Scale Score

State: 503.2

of Students = 38,571

Average MATHEMATICS Scale Score

State: 503.9

of Students = 38,584

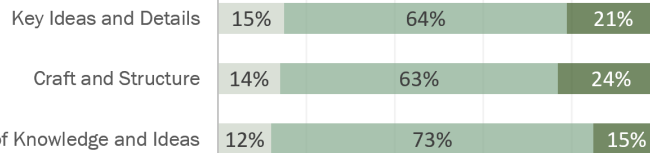
Domain Performance Percentages

■ Grade 7

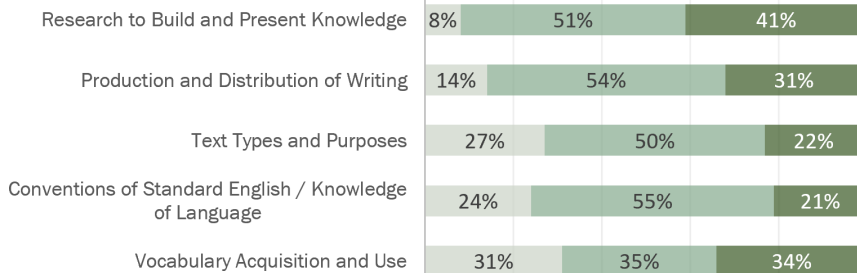
2025 ISASP GRADE 8 STUDENT DOMAIN PERFORMANCE PERCENTAGES

Low Middle High

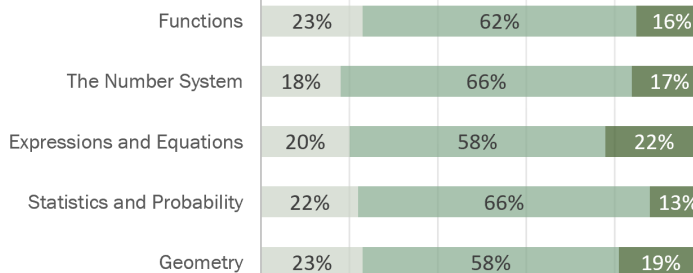
ELA - READING Domains



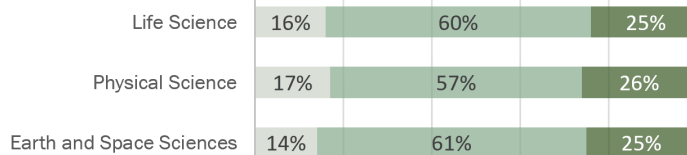
ELA - LANGUAGE/WRITING Domains



MATHEMATICS Domains



SCIENCE Domains



*Percentages may not add to 100 due to rounding

0% 20% 40% 60% 80% 100%

Average ELA - READING Scale Score

State: 530.7

of Students = 38,463

Average ELA - LANGUAGE/WRITING Scale Score

State: 541.4

of Students = 38,444

Average MATHEMATICS Scale Score

State: 533.3

of Students = 38,473

Average SCIENCE Scale Score

State: 536.2

of Students = 38,432

Domain Performance Percentages

Grade 8

2025 ISASP GRADE 9 STUDENT DOMAIN PERFORMANCE PERCENTAGES

■ Low ■ Middle ■ High

ELA - READING Domains

Key Ideas and Details



Craft and Structure



Integration of Knowledge and Ideas

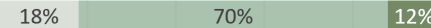


ELA - LANGUAGE/WRITING Domains

Research to Build and Present Knowledge



Production and Distribution of Writing



Text Types and Purposes



Conventions of Standard English / Knowledge of Language




Vocabulary Acquisition and Use



MATHEMATICS Domains

Geometry



Statistics and Probability



Functions



Algebra



Number and Quantity



*Percentages may not add to 100 due to rounding

0% 20% 40% 60% 80% 100%

Average ELA - READING Scale Score

State: 552.6

of Students = 39,931

Average ELA - LANGUAGE/WRITING Scale Score

State: 538.2

of Students = 39,932

Average MATHEMATICS Scale Score

State: 545.1

of Students = 39,945

Domain Performance Percentages

■ Grade 9

2025 ISASP GRADE 10 STUDENT DOMAIN PERFORMANCE PERCENTAGES

■ Low ■ Middle ■ High

ELA - READING Domains

Key Ideas and Details



Craft and Structure

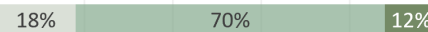


Integration of Knowledge and Ideas

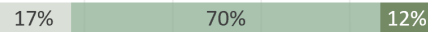


ELA - LANGUAGE/WRITING Domains


Research to Build and Present Knowledge



Production and Distribution of Writing



Text Types and Purposes



Conventions of Standard English / Knowledge of Language



Vocabulary Acquisition and Use



MATHEMATICS Domains


Geometry



Statistics and Probability



Functions



Algebra



Number and Quantity



SCIENCE Domains

Life Science



Physical Science



Earth and Space Sciences



*Percentages may not add to 100 due to rounding

0% 20% 40% 60% 80% 100%

Average ELA - READING Scale Score

State: 580.9

of Students = 39,797

Average ELA - LANGUAGE/WRITING Scale Score

State: 559.5

of Students = 39,793

Average MATHEMATICS Scale Score

State: 567.5

of Students = 39,806

Average SCIENCE Scale Score

State: 575.1

of Students = 39,780

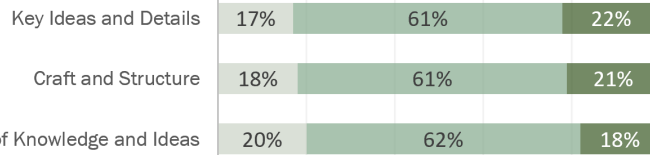
Domain Performance Percentages

■ Grade 10

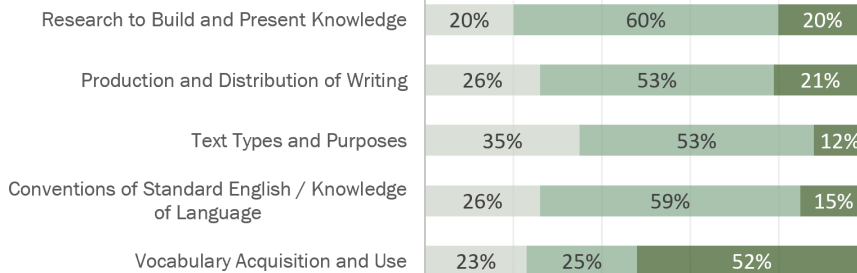
2025 ISASP GRADE 11 STUDENT DOMAIN PERFORMANCE PERCENTAGES

■ Low ■ Middle ■ High

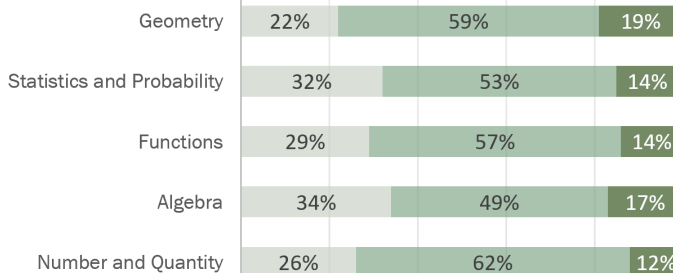
ELA - READING Domains



ELA - LANGUAGE/WRITING Domains



MATHEMATICS Domains



*Percentages may not add to 100 due to rounding

Average ELA - READING Scale Score

State: 600.8

of Students = 39,135

Average ELA - LANGUAGE/WRITING Scale Score

State: 585.0

of Students = 39,124

Average MATHEMATICS Scale Score

State: 595.3

of Students = 39,142

Domain Performance Percentages

■ Grade 11